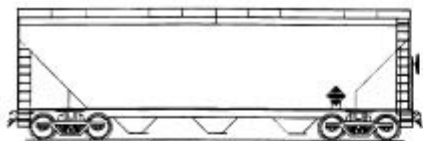
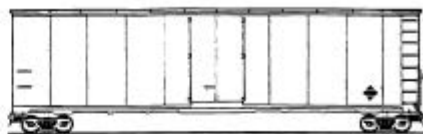


# RAIL CAR IDENTIFICATION CHART\*



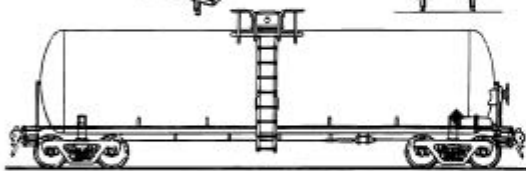
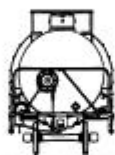
Hopper Car  
Dry Bulk

140



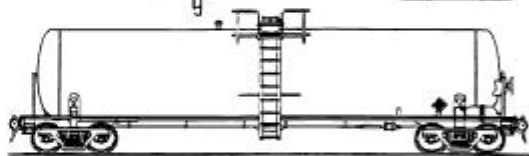
Box Car  
Mixed Cargo

111



Pressure Tank Car  
Compressed Liquefied Gases  
(Closed Dome and Outlets on top)

117



Low Pressure Tank Car  
Liquids  
(Closed Dome and Outlets on top)

131

